

PROGRAM'S OUTPUT WITHOUT USING I/O FUNCTIONS

Jabeen taj mk

Assistant professor

GRV BUSINESS MANAGEMENT ACADEMY

ABSTRACT:

Here in three ways we can get output as input without using input functions and output functions. In this program extensions are .akram and .html

- 1) Using notepad++, here program extension is .akram
- 2) Using sublime text3 and xampp, here program extension is .akram
- 3) Using notepad and browser, here program extension is .html
Below I have given executed programmes' screenshots.

INTRODUCTION:

Here in three ways we can get output as input without using input functions and output functions. In this program extensions are .akram and .html

- 4) Using notepad++, here program extension is .akram
- 5) Using sublime text3 and xampp, here program extension is .akram
- 6) Using notepad and browser, here program extension is .html
Below I have given executed programmes' screenshots.

METHODOLOGY:

Here in three ways we can get output as input without using input functions and output functions. In this program extensions are .akram and .html

- 7) Using notepad++, here program extension is .akram
- 8) Using sublime text3 and xampp, here program extension is .akram
- 9) Using notepad and browser, here program extension is .html
Below I have given executed programmes' screenshots.

1) Using notepad++, here program extension is .akram:

Here

- 1) notepad++ is opened
- 2) New file is opened.
- 3) Write something in file anything without using input and output functions.
- 4) Save as name of file with .akram extension, use save as type as "all files".
- 5) Run it, you can get on output screen what you have typed in file.

2) Using notepad and browser, here program extension is .html:

Here

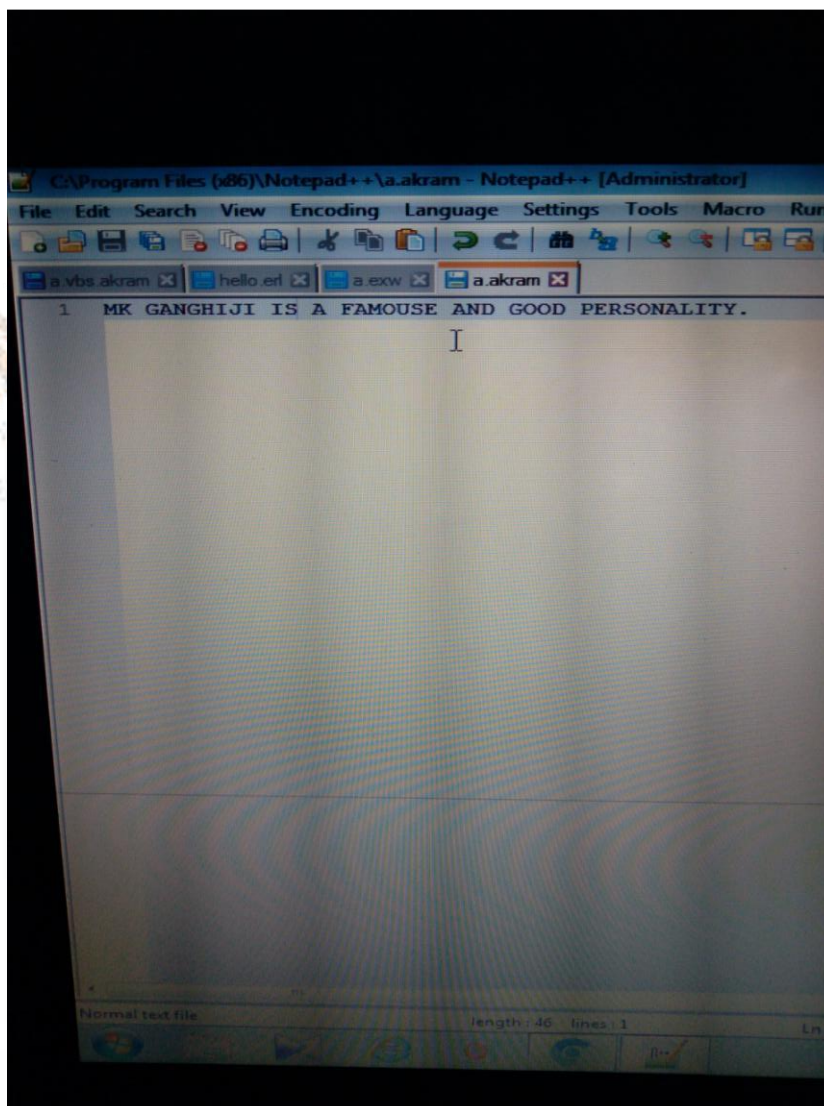
- 1) Notepad is opened
- 2) New file is opened.
- 3) Write something in file anything without using input and output functions.
- 4) Save as name of file with .html extension, use save as type as "all files".
- 5) double click on program, you can get on output screen what you have typed in file.

3) Using sublime text3 and xampp,here program extension is .akram:

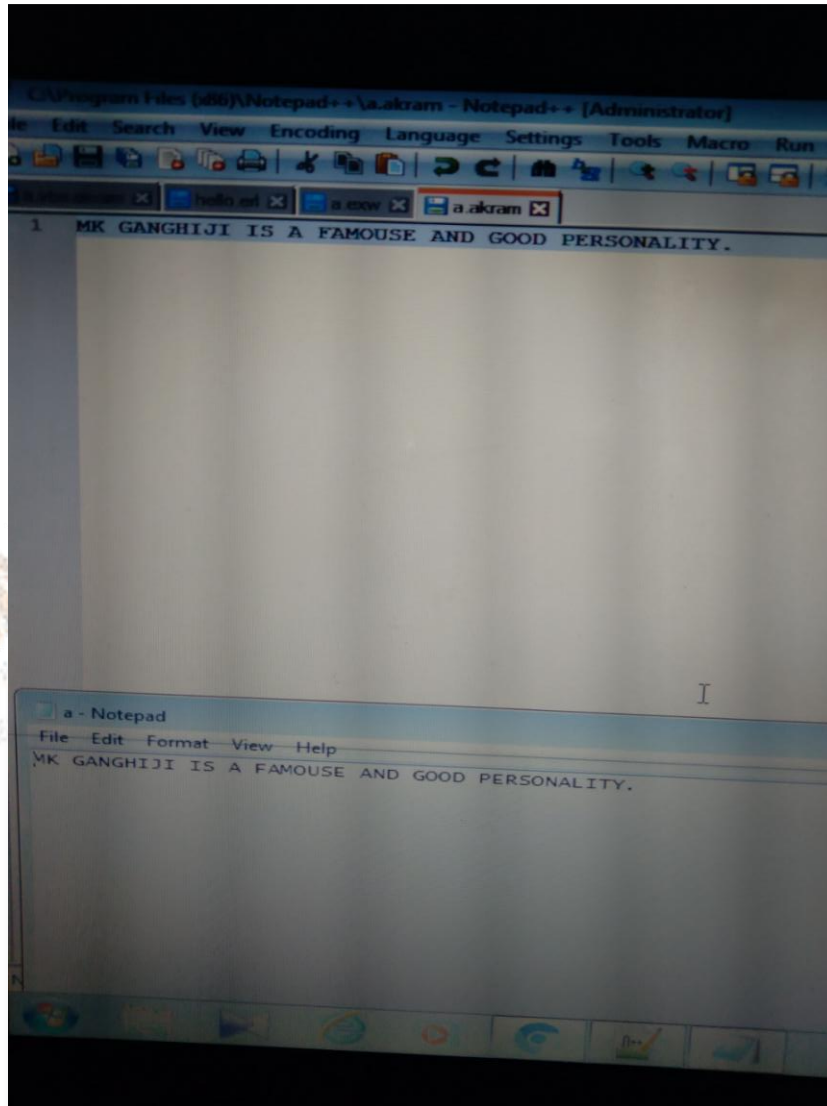
Here

- 1)Sublime text3 is opened
- 2)New file is opened.
- 3)Write something in file anything without using input and output functions.
- 4)Save as name of file with .akram extension,use save as type as “all files”.
- 5)Run it using xampp,you can get on output screen what you have typed in file.

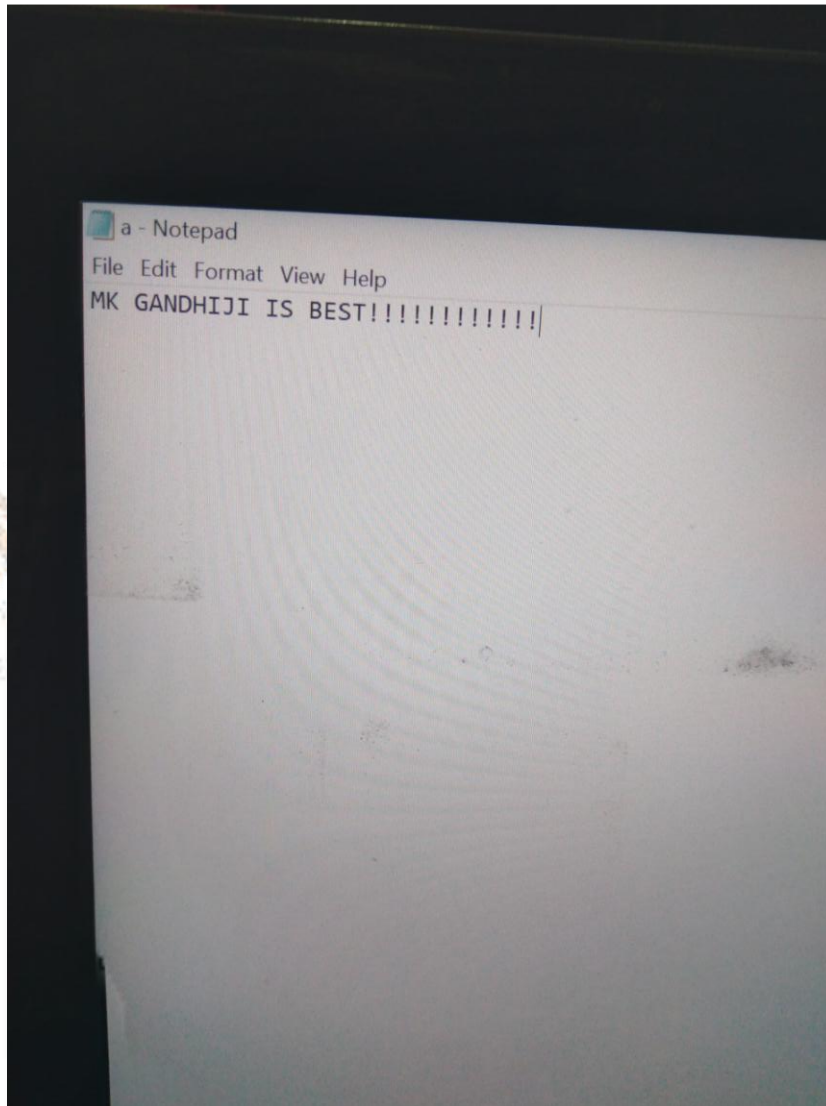
USING NOTEPAD++



OUTPUT



USING NOTEPAD AND BROWSER

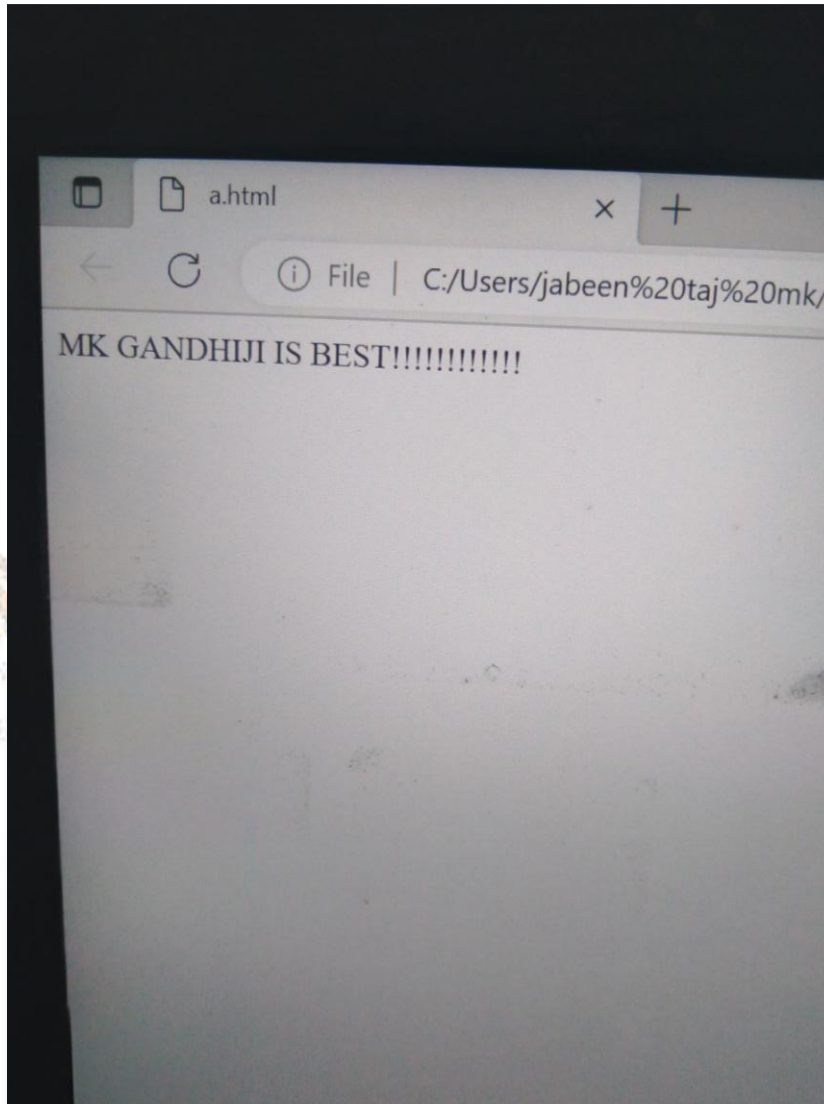


TECHNIX INTERNATIONAL

ENGINEERING RESEARCH



OUTPUT:



CONCLUSION:

Here we have noticed that without using input and output functions output can be got which is same as input typed on file. So we are using here new concept and .akram extension we can call these programming languages and softwares as AKRAM programming languages and AKRAM softwares while using these concepts.

RECOMMENDATIONS:

Here using these concepts we can improve our programming without using input and output functions in our programmes.

BIBLIOGRAPHY:

Referred programming different books.