

# JABEEN TAG IN WEB PROGRAMMING

**Miss.JABEEN TAJ MK**

**(BSC),B.A,D ED,B.E,M TECH CSE,SOFTWARE TESTING**

## **ABSTRACT:**

Jabeen tag in html/web programming is one which displays whatever we write in between it,it can be used within html tags,javascript tags,css tags and within one or more jabeen tags itself can be called as nested jabeen tags.whenever we write web program with .html extension there we can use jabeen tag. Its syntax is

`<jabeen> content to display</jabeen>`

## **INTRODUCTION:**

Jabeen tag in html is one which displays whatever we write in between it,it can be used within html tags,javascript tags,css tags and within one or more jabeen tags itself ,can be called as nested jabeen tags.whenever we write web program with .html extension there we can use jabeen tag. Its syntax is

`<jabeen> content to display</jabeen>`

Here I have given screenshots of execution.Here I have typed program using jabeen tag in notepad and saved with .html extension.

## **METHODOLOGY:**

Jabeen tag in html is one which displays whatever we write in between it,it can be used within html tags,javascript tags,css tags and within one or more jabeen tags itself can be called as nested jabeen tags.whenever we write web program with .html extension there we can use jabeen tag. Its syntax is

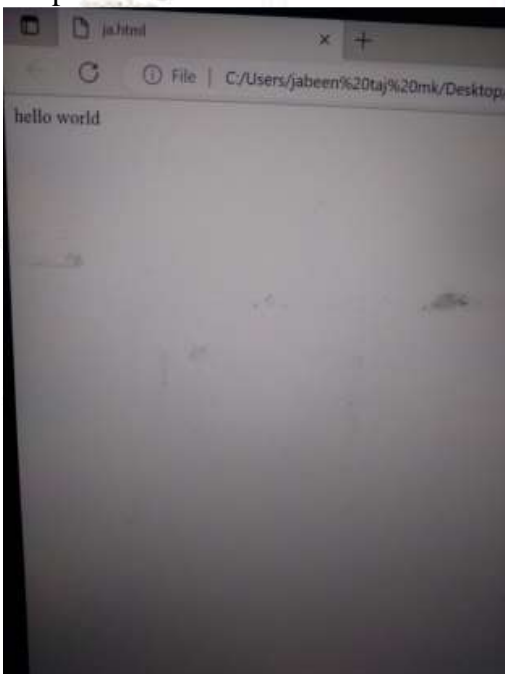
`<jabeen> content to display</jabeen>`

Here I have given screenshots of execution.Here I have typed program using jabeen tag in notepad and saved with .html extension selecting file types all types on desktop and after double clicking on it,output will be displayed.

1) Execution using only jabeen tag:

```
<jabeen> hello world </jabeen>
```

Output:



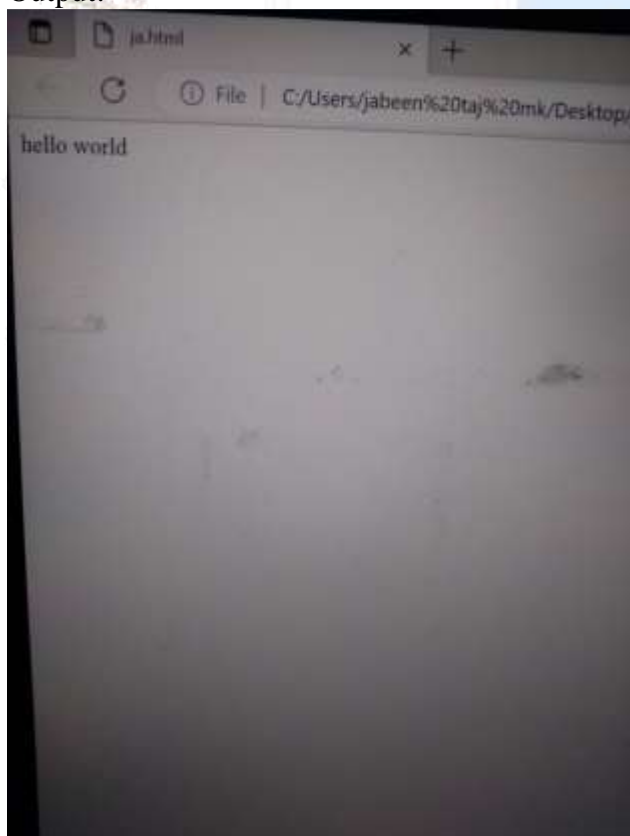
2) Using jabeen tag within jabeen tag(nested jabeen tags).



```
ja - Notepad
File Edit Format View Help

</jabeen>
<jabeen> hello world </jabeen>
</jabeen>
```

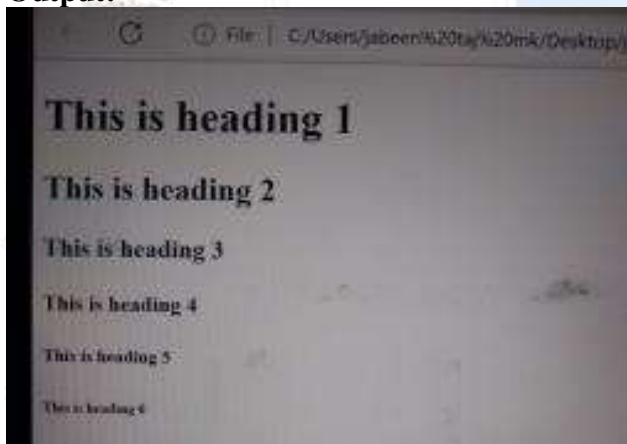
Output:



3)jabeen tag within html tags.

```
ja - Notepad
File Edit Format View Help
<!DOCTYPE html>
<html>
<body>
<jabeen>
<h1>This is heading 1</h1>
<h2>This is heading 2</h2>
<h3>This is heading 3</h3>
<h4>This is heading 4</h4>
<h5>This is heading 5</h5>
<h6>This is heading 6</h6>
</jabeen>
</body>
</html>
```

Output:



## 4) jabeen tag with html, javascript and css.

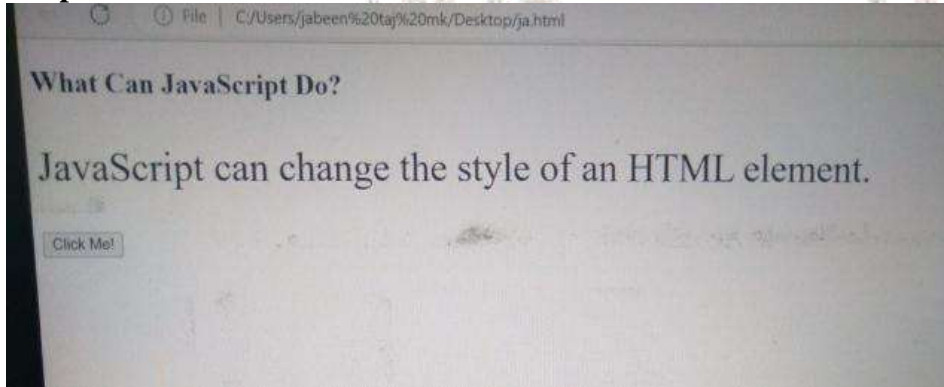
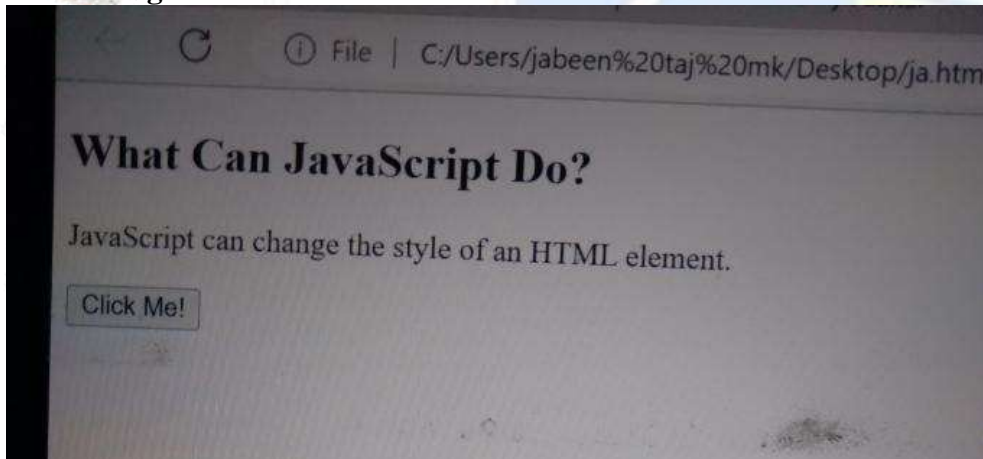
```

<!DOCTYPE html>
<html>
<body>
<jabeen>
<h2>What Can JavaScript Do?</h2>

<p id="demo">JavaScript can change the style of an HTML element.</p>

<button type="button" onclick="document.getElementById('demo').style.fontSize='35px'">Click Me!</button>
</jabeen>
</body>
</html>

```

**Output:****On clicking click me****REVIEW:**

Use of jabeen tag will be helpful in html and all web programming.

**RECOMMENDATIONS:**

Jabeen tag helps in future to give new features to web programming.

**BIBLIOGRAPHY:**

Reffered HTML and web programming books.